

// Simple and Clean Frame Cladding



Modernisation Solutions for Sectional Doors

Diverse options for every fitting situation





Modernisation with Hörmann

Everything from one source

When modernising and renovating garages, up-and-over doors are typically replaced by modern sectional doors. Hörmann offers flexible and attractive solutions that also allow you to use the most competitively priced and quickly available standard sizes for a multitude of fitting situations. You can get an overview of this on the following pages.

Standard fitting behind the opening

Ideally, the available garage has at least 100 mm clearance in the lintel area (at least 115 mm for doors with operators) and 90 mm sideroom. The sectional door can be fitted behind the opening. The reveal guarantees stable fitting. This allows the frame to be screwed directly into the wall behind the opening.

Hörmann sectional doors are delivered with all the necessary fitting materials for this situation.



Maximising the benefits



The inherent benefits of a sectional garage door fitted behind the opening are that the full drive through width and height of the structural opening is available. Also, the vertical operation ensures maximum parking space inside the garage and the ability to park right up to the door.

Fitting behind the opening, facing brick as sideroom (at least 90 mm)


The fitting situation

The lintel and sideroom are made of facing brick. It is not possible to fit the sectional door frame to the facing brick.



The solution

The sectional door frame is fitted to the side walls of the garage using special anchors ①. This keeps the reveal intact.



Advantages at a glance

- No additional auxiliary construction is necessary, saving fitting time and costs.
- The special anchors even out bumps in the wall thanks to flexible settings, allowing frames to be easily fitted to side walls according to the requirements of each fitting situation.
- Suitable for all Hörmann sectional garage doors.

Fitting behind the opening, with small sideroom space (less than 90 mm)


The fitting situation

The garage has an insufficient lintel area and sideroom, making standard fitting impossible.



The solution

The sectional door frame is fitted to the side wall using special anchors ①. The visible part of the sectional door frame is matched to the colour and surface of the door leaf with optional frame cladding ②. The reveal remains intact.



Advantages at a glance

- Sectional doors can be fitted with competitively priced standard and modernisation sizes.
- No additional auxiliary construction is necessary, saving fitting time and costs.
- The special anchors even out bumps in the wall thanks to flexible settings, allowing frames to be easily fitted to side walls according to the requirements of each fitting situation.
- The frame cladding is available in all surfaces and colours to match the door leaf, thus creating a harmonious overall door appearance.

Fitting in the opening, flush with the wall

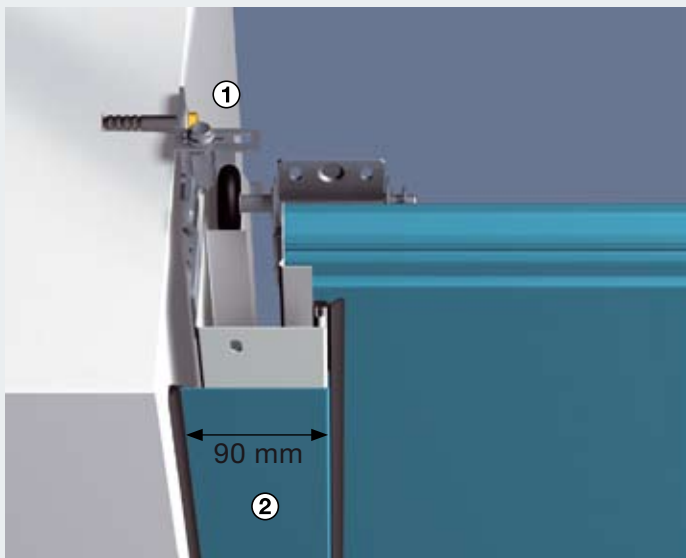
The fitting situation

The garage has straight walls without sideroom.



The solution

The sectional door is ordered to precisely fit the door opening. It is fixed to the side wall using special anchors ①. The optional frame cladding ② is 90 mm wide and covers both the side frame and the fitting holes. A flexible gap seal closes the gap between the side wall and frame cladding.



Advantages at a glance

- No additional auxiliary construction is necessary, saving fitting time and costs.
- The special anchors even out bumps in the wall thanks to flexible settings, allowing frames to be easily fitted to side walls according to the requirements of each fitting situation.
- The frame cladding is available for all surfaces and colours to match the door leaf, thus creating a harmonious overall door appearance.

Fitting in the opening, with a gap to the wall


The fitting situation

The garage has straight walls without sideroom.



The solution

A door with competitively priced standard or modernisation sizes can be fitted in the opening. The door frame is fixed to the side wall using special anchors ①. The remaining gap between the side wall and door frame (max. 35 mm) is covered using a fascia frame set ③. The visible part of the sectional door frame is matched to the colour and surface of the door leaf and fascia frame with optional, 55-mm wide frame cladding ②.



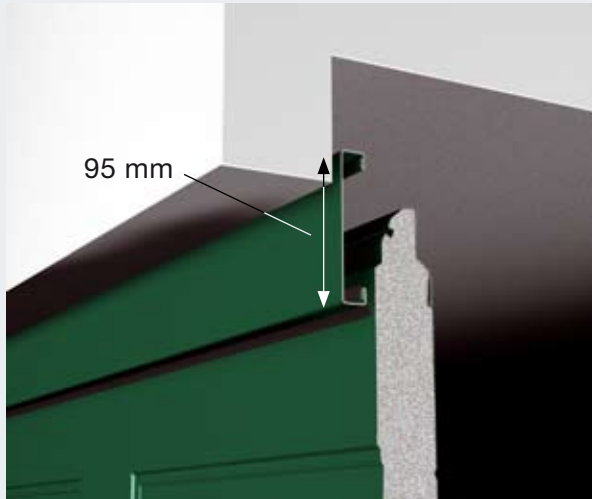
Advantages at a glance

- Sectional doors can be fitted with competitively priced standard and modernisation sizes.
- The special anchors even out bumps in the wall thanks to flexible settings, allowing frames to be easily fitted to side walls according to the requirements of each fitting situation.
- Flexible gap covering between the frame and garage wall with optimum adjustment on site.
- The fascia frame and frame cladding are available in all surfaces and colours to match the door leaf, thus creating a harmonious overall door appearance.
- Fascia frame set delivered complete in a modular system with panels, end caps, and fixing material.

Hörmann offers various options to elegantly cover the gap between the frame and lintel area on sectional garage doors.


Fitting behind the opening with small lintel area

As standard, the fascia panel matches the door leaf.



Fitting in the opening with gap to the ceiling

The gap between the ceiling and fascia panel is cleanly covered with the fascia frame set.



Fitting in the opening with larger gap to the ceiling

A matching, double-skinned fascia panel covers the gap between the ceiling and fascia.



Fitting in front of the opening with concrete pre-fabricated garages

The fascia panel is specially enlarged for this fitting method and cleanly covers the opening in the lintel area.



A Perfect Match

The precisely fitting lintel connection

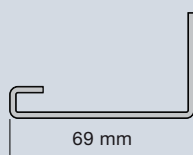
Fascia panels for Hörmann sectional garage doors always match the door. You can receive individual solutions for special fitting situations to achieve a harmonious overall door appearance.

Accessories



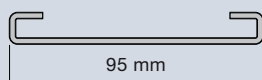
Retrofit fascia set

Damaged wall edges in the lintel and reveal areas can be cleanly covered with retrofit fascias. Delivered in a set with 3 fascias (each 3 m long) in all surfaces and colours to match the door.




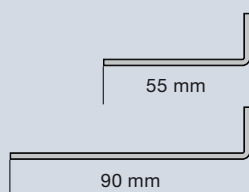
Fascia frame set

This set comes with fascia panels, end caps, and fixing materials. This allows you to flexibly cover the gap to the garage wall (max. 35 mm). The set is available in all surfaces and colours to match the door leaf.



Frame cladding

The visible part of the frame is elegantly matched to the colour and surface of the door with a 55-mm or 90-mm wide frame cladding.




Matching appearance

Hörmann offers the renovation fascia set, fascia frame set, and frame cladding in all colours and surfaces to match the door.




The flexible special anchor



Minimum wall spacing



Maximum wall spacing (35 mm)



Chamfered and uneven side wall

Universal frame fitting

The sectional door frame can be fitted to the side wall of the garage with Hörmann's special anchors. Bumps in the wall can easily be smoothed out, leaving the reveal intact.

Hörmann: Quality without Compromise



Hörmann KG Amshausen



Hörmann KG Antriebstechnik



Hörmann KG Brandis



Hörmann KG Brockhagen



Hörmann KG Dissen



Hörmann KG Eckelhausen



Hörmann KG Freisen



Hörmann KG Ichtershhausen



Hörmann KG Werne



Hörmann Genk NV, Belgium



Hörmann Alkmaar B.V., Netherlands



Hörmann Legnica Sp. z o.o., Poland



Hörmann Beijing, China



Hörmann Tianjin, China



Hörmann LLC, Montgomery IL, USA



Hörmann Flexon, Leetsdale PA, USA

Hörmann is the only manufacturer worldwide that offers you a complete range of all major building products from one source. We manufacture in highly-specialized factories using the latest production technologies. The close-meshed network of sales and service companies throughout Europe, and activities in the USA and China, make Hörmann your strong partner for first-class building products, offering "Quality without Compromise".

GARAGE DOORS

OPERATORS

INDUSTRIAL DOORS

LOADING EQUIPMENT

HINGED DOORS

DOOR FRAMES

Hörmann (UK) Ltd, Gee Road, Coalville, Leicestershire LE67 4JW
Phone (01530) 513000, Fax (01530) 513001

