



# Residential Doors

Highest quality standards

**HÖRMANN**

# Residential Doors

## Door and frame design for extensive use



### 1 Attractive appearance with precision fit and installation-friendly corner-joint

#### Lining board

- Screwed corner joints with lining board connection
- Easily readjustable
- Strong friction locking

#### Cladding

- Solid-metal screw connectors
- Excellent friction locking
- Direct pressure distribution on the connection surfaces
- No visible drilled holes in the cladding




### 2 High form stability thanks to the robust frame design

- Lining board 25 mm thick
- Lining board with Duradecor surface finish
- Melamine-coated backing
- Claddings made of MDF



### 3 Permanently quiet closing thanks to a high-quality seal

- Two-chamber system
- Clean contact to the door leaf
- Good absorbing properties



### 4 Robust standard lock plate for more security

- Movable back lining
- Secured with six screws
- Double-turn locking
- Conversion sets available





**5 Sturdy hinge pocket prevents lowering of the door**

- Carrying capacity 80 kg
- Glass-fibre reinforced polyamide
- Four-point screw fixing in lining board
- Guiding sleeves extending to front edge of cladding
- For timber and all-glass doors



**6 High stability thanks to door leaf with frame reinforcement**

- Internal doors with 80 mm frame reinforcement
- On hinge side and lock side



**7 Attractive round edge thanks to high-quality base materials**



**8 Robust angular edges thanks to 4Protect edge guard**

- High impact resistance
- High wear resistance
- High scratch resistance
- Perfect joint-free look, meaning that unlike conventional doors, no visible gaps **9** disturb the high-quality appearance of the door
- As standard for rebated doors with angular edges or flush-closing doors with Duradecor White lacquer, Light grey and Anthracite surface finishes



**10 Modern colour**

- In standard colour White lacquer RAL 9016

**Strong surface**

- Extremely resistant to impact and scratching
- Colour-fast, heat-resistant
- thanks to the Duradecor surface finish



# Duradecor Surface Finish


48 % better impact resistance



## Duradecor offers impressive performance characteristics


The high-quality Duradecor surface finish features maximum impact resistance that is 48 % better than the average of the tested CPL surfaces from other manufacturers. It cannot be beaten with regard to ease of care and robustness – it is almost as durable as a kitchen countertop. These characteristics ensure a long-lasting attractive and maintained door appearance.

- Impact-resistant
- Scratch-resistant
- Colour-fast
- Heat-resistant
- Better capabilities than CPL surfaces\*
- Comparable with HPL surfaces\*, permanently attached to the door cover



The special feature of the Duradecor surface finish lies in the manufacturing process. The melamine resin-impregnated decor, backing and top plate are pressed together under high pressure and at a high temperature in a single step. This makes the Duradecor surface finish highly resistant to impact.

## 4 surface finish textures



Smooth colour



Timber design, textured



Timber design, brushed



Slate

\* Source: IHD Dresden gGmbH; tested: Duradecor White lacquer, round edge