



MATCHING ENTRANCE AND GARAGE DOORS

NEW. Cement, Rusty Patina, Wild Oak, Barnwood, Barnwood grey decors

HÖRMANN





04

Good reasons
to try Hörmann.



10

Door styles.
Inspirations.



22

Design.
Equipment.
Accessories.

Responsibility for generations


The Hörmann family business has over 85 years of experience as a construction component specialist. This gives us an obligation to both current and future generations. That's why environmental responsibility plays such an important role for us. With this in mind, we develop innovative solutions for sustainable products and intelligent environmental protection.



“A GOOD REPUTATION MUST BE EARNED.”

August Hörmann

In keeping with the tradition started by the company’s founder, the Hörmann brand is a true promise of quality and is one of Europe’s most successful suppliers of entrance doors. Hörmann is your strong partner for high-quality construction components thanks to its comprehensive international sales and service network.



WE THINK GREEN. Hörmann leads by example: we use green electricity to cover 100% of our electricity requirements at all European production sites. Together with an intelligent and certified energy management system, the use of recycled paper, the saving and upcycling of packaging and the recycling of reusable materials, this saves more than 75000 tons of CO₂ each year. In addition, we offset the remaining emissions for the production of our garage doors and entrance doors by promoting renewable energy, forest protection and reforestation projects in cooperation with ClimatePartner.



Further information can be found at:
www.hormann.co.uk/company/environment



ClimatePartner
certified product
climate-id.com/XNEBKC



CO₂
measure
reduce
contribute



Brand quality made in Germany



The family-owned company Hörmann offers all important construction components for building and renovating projects from a single source. We manufacture in highly specialised factories using state-of-the-art production technologies. Our employees work intensively on new products, continual further developments and improvements to details. The results are patents and one-of-a-kind products you can depend on.





10-year warranty

LONG-LASTING. GUARANTEED. All garage doors and entrance doors are developed and manufactured by Hörmann. Endurance tests under real conditions ensure mature series products with Hörmann quality. Thanks to this and uncompromising quality assurance, you receive a 10-year* warranty on all Hörmann sectional garage doors and aluminium entrance doors.


*) The complete warranty conditions can be found at: www.hoermann.com

ALUMINIUM ENTRANCE DOORS. For ThermoSafe entrance doors with Decoral surface finishes, the decors are transferred to the powder-coated aluminium surface of the doors using a patented coating process. You can enjoy this colourfast and detailed surface for a long time to come.

SECTIONAL GARAGE DOORS. The innovative digital printing process for the smooth Duragrain surface finish convinces with detailed and true-colour decors. The final coating of high-strength protective paint is especially robust, scratch-resistant and stain-resistant. As a result, your door maintains its attractive look.

TITLE. Aluminium entrance door ThermoSafe style 860, door leaf in Decoral Barnwood, door frame in Jet black RAL 9005 fine structure, stainless steel handle HOE 501 black.edition in Jet black RAL 9005 fine structure (optional), side elements with ornamental glass Satinato, sectional garage door L-ribbed, Duragrain Barnwood

PAGE 2. Aluminium entrance door ThermoSafe, style 860, door leaf in Decoral Barnwood grey, door frame in Jet black RAL 9005 fine structure, stainless steel handle HOE 500, side elements with ornamental glass Float clear, sectional garage door L-ribbed, Duragrain Barnwood grey




For further information, see the "Sectional garage doors, Duragrain surface finish and aluminium entrance doors" brochure.

Door design in harmony

Is a particularly harmonious overall appearance important for your home? Then we have the perfect combination of garage doors and entrance doors for you here. Our LPU 42 sectional garage door with expressive L-ribbing and the ThermoSafe Decoral aluminium entrance door in 18 door designs are available in five decors with a perfectly coordinated matching look. The doors form a harmonious unit – simply beautiful!

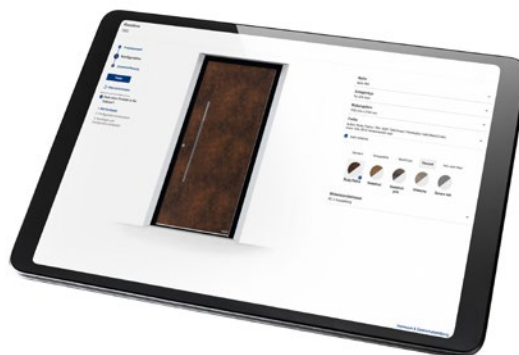




THE DOOR OF YOUR CHOICE IN JUST A FEW CLICKS. With the door configurator, you can conveniently test many design and product variations on your own PC or tablet in advance. You can put your dream door together in just a few clicks by selecting the version, style, colour and size and also see the recommended retail price of your configuration.




The Hörmann configurator can be found at:
www.hormann.co.uk/uk/home-owners-and-renovators/configurator




LEFT. Aluminium entrance door ThermoSafe Style 504 door leaf in Decoral Wild Oak, door frame in Jet black RAL 9005 fine structure, stainless steel handle HOE 501 black.edition in Jet black RAL 9005 fine structure (optional), design glass Float matt with 5 clear stripes, sectional garage door L-ribbed, Duragrain Wild Oak






Aluminium entrance door ThermoSafe style 860
 Door leaf in Decoral Cement, door frame in Jet black RAL 9005 fine structure, stainless steel handle HOE 700, side elements with ornamental glass Satinato



Sectional garage door L-ribbed .NEW
 Duragrain Cement



Aluminium entrance door ThermoSafe style 860 with L-pilaster stripes
 Door leaf in Decoral Cement, door frame in Jet black RAL 9005 fine structure, stainless steel handle HOE 501 black.edition in Jet black RAL 9005 fine structure (optional), surface-mounted pilaster stripes in Jet black RAL 9005 fine structure (optional), side elements with ornamental glass Satinato



Applied pilaster stripes in Jet black RAL 9005 fine structure (optional for the aluminium entrance door ThermoSafe style 860)

→ All decors and details can be found on page 23.

LEFT. Aluminium entrance door ThermoSafe style 860, door leaf in Decoral Cement door frame in Jet black RAL 9005 fine structure, stainless steel handle HOE 501 black.edition in Jet black RAL 9005 fine structure (optional), side elements with ornamental glass Float clear, sectional garage door L-ribbed, Duragrain Cement



Aluminium entrance door ThermoSafe style 860
 Door leaf in Decoral Barnwood grey, door frame in Jet black RAL 9005 fine structure, stainless steel handle HOE 501 black.edition in Jet black RAL 9005 fine structure (optional), side elements with ornamental glass Satinato



Sectional garage door L-ribbed .NEW
 Duragrain Barnwood grey



Aluminium entrance door ThermoSafe style 860
 Door leaf in Decoral Barnwood, door frame in Jet black RAL 9005 fine structure, stainless steel handle HOE 501 black.edition in Jet black RAL 9005 fine structure (optional), side elements with ornamental glass Satinato



Sectional garage door L-ribbed .NEW
 Duragrain Barnwood

→ All decors and details can be found on page 23.



Aluminium entrance door ThermoSafe style 860

Door leaf in Decoral Wild Oak, door frame in Jet black RAL 9005 fine structure, stainless steel handle HOE 501 black.edition in Jet black RAL 9005 fine structure (optional), side elements with ornamental glass Satinato



Sectional garage door L-ribbed .NEW

Duragrain Wild Oak



Aluminium entrance door ThermoSafe style 860

Door leaf in Decoral Rusty Patina, door frame in Jet black RAL 9005 fine structure, stainless steel handle HOE 501 black.edition in Jet black RAL 9005 fine structure (optional), side elements with ornamental glass Satinato



Sectional garage door L-ribbed .NEW

Duragrain Rusty Patina

→ All decors and details can be found on page 23.



Style 189



Style 650



Style 686



Style 138

THERMOSAFE ALUMINIUM ENTRANCE DOOR


Style 189 door leaf in Decoral Barnwood grey, door frame in Jet black RAL 9005 fine structure, stainless steel handle HOE 501 black.edition in Jet black RAL 9005 fine structure (optional), design glass Float matt with 7 clear stripes, side elements with design glass Float matt with 7 clear stripes

Style 650 door leaf in Decoral Barnwood grey, door frame in Jet black RAL 9005 fine structure, stainless steel handle HOE 500, ornamental glass Pave white, side elements with ornamental glass Pave white

Style 686 door leaf in Decoral Barnwood, door frame in Jet black RAL 9005 fine structure, embellishment in Jet black RAL 9005 fine structure (optional), stainless steel handle HOE 501 black.edition in Jet black RAL 9005 fine structure (optional), design glass Float matt with 7 clear stripes, side elements with design glass Float matt with 7 clear stripes

Style 138 door leaf in Decoral Barnwood, door frame in Jet black RAL 9005 fine structure, stainless steel handle HOE 500, ornamental glass Satinato, side elements with ornamental glass Satinato


→ All decors and details can be found on page 23.



Style 503




Style 504



Style 505



Style 177



Style 501



Style 502

THERMOSAFE ALUMINIUM ENTRANCE DOOR

Style 503 door leaf in Decoral Rusty Patina, door frame in Jet black RAL 9005 fine structure, stainless steel handle HOE 500, design glass Float matt with 7 clear stripes

Style 504 door leaf in Decoral Rusty Patina, door frame in Jet black RAL 9005 fine structure, stainless steel handle HOE 501 black.edition in Jet black RAL 9005 fine structure (optional), design glass Float matt with 5 clear stripes

Style 505 door leaf in Decoral Rusty Patina, door frame in Jet black RAL 9005 fine structure, stainless steel handle HOE 500, design glass Float matt with 4 clear stripes, side elements with design glass Float matt with 4 clear stripes

Style 177 door leaf in Decoral Wild Oak, door frame in Jet black RAL 9005 fine structure, stainless steel handle HOE 500, ornamental glass Pave white

Style 501 door leaf in Decoral Wild Oak, door frame in Jet black RAL 9005 fine structure, stainless steel handle HOE 501 black.edition in Jet black RAL 9005 fine structure (optional), ornamental glass Satinato


Style 502 door leaf in Decoral Wild Oak, door frame in Jet black RAL 9005 fine structure, stainless steel handle HOE 500, ornamental glass Satinato, side elements with ornamental glass Satinato

→ All decors and details can be found on page 23.






Style 568
 With design handle G 750 black.edition in Jet black
 RAL 9005 fine texture



Style 514



Style 524

THERMOSAFE ALUMINIUM ENTRANCE DOOR

Style 568 door leaf in Decoral Rusty Patina, door frame in Jet black RAL 9005 fine structure, design handle G 750 in Jet black RAL 9005 fine structure, optionally with LED light strip integrated into the handle **1**, side elements with ornamental glass Satinato

Style 514 door leaf in Decoral Cement, door frame in Jet black RAL 9005 fine structure, Design handle G 750 and embellishments in Jet black RAL 9005 fine structure, clear Float glazing

Style 524 door leaf in Decoral Cement, door frame in Jet black RAL 9005 fine structure, Design handle G 750 and embellishments in Jet black RAL 9005 fine structure, clear Float glazing

→ All decors and details can be found on page 23.


LEFT. Aluminium entrance door ThermoSafe style 568, door leaf in Decoral Rusty Patina, door frame in Jet black RAL 9005 fine structure, Design handle G 750 black.edition in Jet black RAL 9005 fine structure (optional), side elements with ornamental glass Satinato, sectional garage door L-ribbed, Duragrain Rusty Patina



1



Style 565 with handle embellishment in Decoral Rusty Patina



Style 565 with handle embellishment in Jet black RAL 9005

THERMOSAFE ALUMINIUM ENTRANCE DOOR

Style 565 with handle embellishment in Decoral Rusty Patina 1, door leaf and door frame in White aluminium RAL 9006, silk-gloss, design handle G 760 black.edition in Jet black RAL 9005 fine structure (optional), optional with integrated LED light strip

Style 565 with handle embellishment in Jet black RAL 9005, door leaf in Decoral Cement, door frame in Jet black RAL 9005 fine structure, design handle G 760 black.edition in Jet black RAL 9005 fine structure (optional), optionally with integrated LED light strip

Style 565 with handle embellishment in Decoral Barnwood, door leaf and door frame in door frame in Jet black RAL 9005 fine structure, design handle G 760 black.edition in Jet black RAL 9005 fine structure (optional), optionally with integrated LED light strip

Style 565 with handle embellishment in Decoral Cement, door leaf and door frame in Anthracite grey RAL 7016, silk-gloss, design handle G 760 in White aluminium RAL 9006, optionally with integrated LED light strip

Style 565 with handle embellishment in Decoral Barnwood grey, door leaf and door frame in Traffic white RAL 9016, silk-gloss, design handle G 760 in White aluminium RAL 9006, optionally with integrated LED light strip

Style 565 with handle embellishment in Wild Oak, door leaf and door frame in Basalt grey RAL 7012, silk-gloss, design handle G 760 black.edition in Jet black RAL 9005 fine structure (optional), optionally with integrated LED light strip

→ All decors and details can be found on page 23.



Style 565 with handle embellishment in Decoral Barnwood




Style 565 with handle embellishment in Decoral Cement



Style 565 with handle embellishment in Decoral Barnwood grey



Style 565 with handle embellishment in Wild Oak



Style 823



Style 723

THERMOSAFE ALUMINIUM ENTRANCE DOOR

Style 823 door leaf in Decoral Barnwood, door frame in Jet black RAL 9005 fine structure, handle profile black.edition in Jet black RAL 9005 fine structure (optional), fixing profiles in door colour, optionally with LED spotlight in handle **1**, side elements with ornamental glass Satinato

Style 723 door leaf in Decoral Barnwood, door frame in Jet black RAL 9005 fine structure, ornamental glass Satinato, handle profile black.edition in Jet black RAL 9005 fine structure (optional), fixing profiles in door colour, optional with LED spotlight in handle **1**, side elements with ornamental glass Satinato

Style 836 with embellishment in Jet black RAL 9005 fine structure, door leaf in Decoral Barnwood grey, door frame in Jet black RAL 9005 fine structure, stainless steel handle HOE 820, side elements with ornamental glass Satinato

Style 836 with embellishment in Barnwood grey fine structure **2**, door leaf and door frame in White aluminium RAL 9006, silk-gloss, stainless steel handle HOE 820, side elements with ornamental glass Satinato

→ All decors and details can be found on page 23.



Style 836 with embellishment in Jet black RAL 9005



Style 836 with embellishment in Barnwood grey



Exterior handles

Tangibly beautiful design

Stainless steel exterior handles



HOE 501 black.edition
Jet black RAL 9005 fine texture
Handle length: 1000 mm

HOE 506 black.edition
Jet black RAL 9005 fine texture
prepared for a finger-scan
Handle length: 1000 mm

Individual equipment. You can custom-equip each of the entrance door styles. You want a special external handle or glazing? We offer a wide range of options to give your entrance door a personal touch.

Operating comfort for young and old. Open your entrance door easily and conveniently with our smart solutions. By code, fingerprint or smartphone. With our lock packages, you are sure to find an intelligent solution that meets your needs.

→ For further information, see the “Aluminium entrance doors” brochure.

Design handle G 750



Handle bar in E6 / EV 1
End cap in stainless steel

Handle bar black.edition
in Jet black RAL 9005 fine
structure (RAL to choose),
end cap in Jet black RAL 9005

Design handle G 760




Handle bar black.edition
in Jet black RAL 9005 fine
structure, handle embellishment in
Jet black RAL 9005 fine structure
(RAL to choose), end cap in
Jet black RAL 9005 fine structure

Handle bar in anodised aluminium
E6 / EV 1, handle embellishment
in Decoral Rusty Patina, end cap
in stainless steel

Handle embellishments are also available in Decoral

Maximum handle length 2100 mm




1



2



3







4



5

- 1 Cement
- 2 Rusty Patina
- 3 Wild Oak
- 4 Barnwood
- 5 Barnwood grey



- 1 Cement
- 2 Rusty Patina
- 3 Wild Oak
- 4 Barnwood
- 5 Barnwood grey

Please note:

The decors and surface finishes shown are subject to the limitations of the printing process and cannot be regarded as binding. **Please consult with your local Hörmann sales partner.**

Experience Hörmann quality in new construction and modernisation

Hörmann products have impressive durability and high functionality. You can easily plan for new construction as well as modernisation. The carefully coordinated solutions make your home more beautiful, more secure and more comfortable.

GARAGE DOORS. GATE AND DOOR OPERATORS. ENTRANCE DOORS. RESIDENTIAL INTERNAL DOORS. STEEL DOORS. FRAMES. STORAGE SPACE SYSTEMS.



Some of the products shown are equipped with special equipment and do not always correspond to the standard versions. The surface finishes and colours shown are subject to the limitations of the printing process and cannot be regarded as binding. All rights reserved. No part may be reproduced without our prior permission. Subject to changes.