



SHOP DOOR SHOPROLLER SR


NEW. Impulse control for convenient operation and ShopRoller combination SSG SR with variable opening up to 21 m clear width



4



12



18



Content

4 Good reasons to try Hörmann

12 Application areas

12 Supermarkets

13 Shopping centres

14 Extra wide shop entrances

16 Banks

17 Hospitality

18 Versions, equipment, details

18 Curtain versions

20 Construction

22 Equipment

26 ShopRoller combination SSG SR

28 Technical data and size ranges

30 Technical manual

Brand quality made in Germany



The family-owned company Hörmann offers all important construction components for building and renovating projects from a single source. We manufacture in highly specialised factories using state-of-the-art production technologies. Our employees work intensively on new products, continual further developments and improvements to details. The results are patents and unique products on the market.





WE THINK AND ACT GREEN. As a family business, we are very conscious of our responsibility to future generations. The Hörmann climate protection strategy aims to reduce and avoid CO₂ emissions. We cover 100% of our electrical power needs at all European production locations with purchased green electricity. We are also investing in a clean future with other measures such as the use of recycled paper, CO₂-neutral postal shipping and the recycling of transport packaging to save more than 75,000 tons of CO₂ every year. We work with ClimatePartner to offset the emissions that we do generate by supporting certified climate protection projects. In particular, we offset all CO₂ emissions produced in manufacture of products for residential construction as standard. Products for construction projects are also available as CO₂-neutral versions upon customer request.



You can find further information at
www.hoermann.com/sustainability



ClimatePartner
certified product
climate-id.com/FYZNUF



CO₂
measure
reduce
contribute

Sustainable planning for trend-setting construction

Experienced specialists within our customer-oriented sales organisation accompany you from the planning stage, through technical clarification up to the final building inspection. Complete working documentation, such as technical manuals, is not only available in printed form, but is also always accessible and up-to-date at www.hoermann.com





SUSTAINABILITY DOCUMENTED. Hörmann has already received confirmation of sustainability through an Environmental Product Declaration (EPD) in accordance with ISO 14025 from the Institut für Fenstertechnik (ift – Institute of window technology) in Rosenheim, Germany. This EPD was created based on EN ISO 14025:2011 and EN 15804:2012. In addition, the general guidelines for the preparation of type III Environmental Product Declaration apply. The declaration is based on the PCR document “Doors” PCRTT-1.1:2011.



PRODUCT PORTAL FOR ARCHITECTS AND PLANNERS.

Clearly structured navigation and a search function provide faster access to texts for invitations to tender, technical data, certificates, CAD drawings and much more. In addition, BIM data can be provided for many products for the Building Information Modelling process, enabling efficient planning, drafting, construction and management of buildings. Photos and photo-realistic presentations provide additional information on many products.



We are a member of the professional association for digital building products in the Federal Association of Building Systems e.V.




Texts for invitations to tender, CAD drawings, BIM data and documents for your project can be found at www.hormann.co.uk/architects-service/architects-programme



Elegant, compact and easy to fit

The elegant shop door with curtain, side guide and bottom profile made of anodised aluminium E6 / C-0 fits unobtrusively into the fitting environment thanks to its high-quality design. In addition, the surface is resistant to fingerprints and cleaning agents. Our modern production ensures consistently high quality even for large quantities.





Narrow side guides

COMPACT DESIGN. The ShopRoller SR was designed to be particularly compact to meet the requirements of stationary retailers. Depending on the available space and building structure, the shop door can be fitted both in front, behind, and in the opening. The tubular drive in the barrel does not require any additional fitting space. The support brackets and the only 110 mm wide side guides close flush at the sides.

→ For further information, see from page 20.




Easy to fit

SHORT FITTING TIMES. All components are supplied ready to install so that no adjustments or drill holes have to be performed on site. The fixing points are prepared at the factory and the fitting accessories for the respective building structure are supplied as standard. This is how the ShopRoller SR can be fitted easily and without errors in the shortest amount of time. This reduces fitting times and costs.

Tested and certified security

The ShopRoller SR offers 24/7 security for businesses or retail spaces within shopping centres, stadiums, or restaurants. The tested RC2 / RC3 burglar protection is also recommended by police information centres.





Tested and certified

On the barrel side and barrel opposite side



Tested and certified

On the barrel side and barrel opposite side

BREAK-IN RESISTANCE EQUIPMENT. For particularly high security requirements, the ShopRoller SR is optionally available in resistance classes RC2 or RC3, tested and certified according to DIN EN 1627 and DIN/TS 18194.

→ For further information, see from page 23.



Reduced insurance premiums

COST SAVINGS. Business contents insurance protects the inventory against risks such as burglary or vandalism. With our certified break-in resistance equipment, premiums can potentially be reduced. Please consult your insurance company for further information.

LEFT. Curtain SR65-7 with 7 mm round perforation

Supermarkets

Bakeries as well as lottery stores and newspaper shops in the entrance area often have different opening hours than the main store. The ShopRoller SR closes the desired areas elegantly and securely. With opening widths up to 7000 mm and opening heights up to 4500 mm, the ShopRoller SR is ideally suited for large openings.





TOP. Curtain SR65-R with 60 × 44 mm square perforation

BOTTOM. Curtain SR65-7 with 7 mm perforation



Shopping centres

The ShopRoller SR blends in harmoniously with shop windows. The optional version as a self-supporting construction allows flush fitting to non-load-bearing walls, e.g. to a glass / aluminium facade. This way, you can design all business entrances in a high-quality and uniform manner.

Extra wide shop entrances

NEW. With the ShopRoller combination SSG SR, you can connect up to 3 doors with movable centre supports and thus close clear openings of up to 21 m. The centre supports are pushed to the side for shop entrances, revealing the entire width.

→ Further information can be found starting on page 26.



BOTTOM. **NEW.** ShopRoller combination SSG SR with curtain SR65-V with variable opening up to a clear width of 21 m



Banks

Separating the counter area from the self-service area outside opening hours requires specially secured doors. The break-in-resistant version of the ShopRoller SR in resistance classes RC2 or RC3 offers reliable protection against break-ins or vandalism.





TOP: Curtain SR65-7 with 7 mm round perforation

LEFT: Curtain SR65-R23 with 60 × 44 mm square perforation
(2 of 3 perforations) and RC2 security features

Hospitality

Food courts in shopping centres, but also snack bars in stadiums, event arenas and canteens are not open 24 hours a day. With opening widths from 960 mm and opening heights from 800 mm, the ShopRoller SR is ideal for small openings such as order counters and food counters. The anodised surface finish also has excellent stain-resistant properties.

Curtain versions

According to your requirements

The ShopRoller SR is available in 4 different curtain variants. The side guides, bottom profile and curtains are made from sturdy extruded aluminium as standard. The anodised surface finish E6 / C-0 is very elegant and integrates subtly into the fitting environment. Furthermore, it is particularly resistant to fingerprints and soiling can be easily removed.

Curtain SR65-R 1
with 60 × 44 mm square perforation



Curtain SR65-R23 2
with 60 × 44 mm square perforation
(2 of 3 perforations)

Curtain SR65-7 3
with 7 mm round perforation

Curtain SR65-V 4
as a closed profile



Fitting dimensions
1. Profile 72 mm
Each additional profile 65 mm

Material surface
Extruded anodised aluminium
E6 / C-0



We also supply the curtains with square or round perforations in combination with closed profiles as a floor section. Further information can be found on page 24.

Curtain	SR65-R	SR65-R23	SR65-7	SR65-V
Ventilation cross-section	approx. 54%	approx. 36%	approx. 19%	0%
Curtain weight (approx. kg/m²)	4,1	4,7	5,3	6,0
Optional break-in resistance equipment	–	RC2	RC2	RC2 RC3



Break-in-resistant curtain variants



Tested and certified

On the barrel side and barrel opposite side



Tested and certified

On the barrel side and barrel opposite side

The ShopRoller SR is optionally available in resistance classes RC2 or RC3 tested and certified according to DIN EN 1627 and DIN/TS 18194.

The curtains SR65-R23, SR65-7 and SR65-V are available in resistance class RC2. The closed SR65-V curtain is additionally available in resistance class RC3.

→ The size ranges can be found from page 28.



Construction


Well thought-out to the smallest detail



Tested and certified

The ShopRoller SR complies with EN 13241 / BS EN 13241 with regard to all security and performance characteristics.





Narrow construction

The 110 mm wide aluminium side guides are flush with the sides of the barrel support brackets **1**. The tubular drive is integrated in the barrel for a space-saving design. No additional sideroom is required. Depending on the version, curtain size or fitting situation, the depth of the side guides is 42 mm **2** or 100 mm **3**. For a harmonious look inside the building, all versions and curtain sizes are also available with side guides with a depth of 100 mm. In addition, cables, e.g. for the operator or for control elements, can be routed very easily and inconspicuously in the profile chamber **5** of the side guide.

Robust bottom profile

For safe operation of the ShopRoller SR, the bottom profile is optimally matched to the size of the construction. In the standard version and in the RC2 version up to 4000 mm door width, the depth of the bottom profile is 20 mm **2**. For wider RC2 doors and for the RC3 version, the reinforced, 55 mm deep bottom profile with the 100 mm deep side guide is used **3**. This combination can be ordered upon customer request for all curtain versions.

Bottom profile rubber (optional)


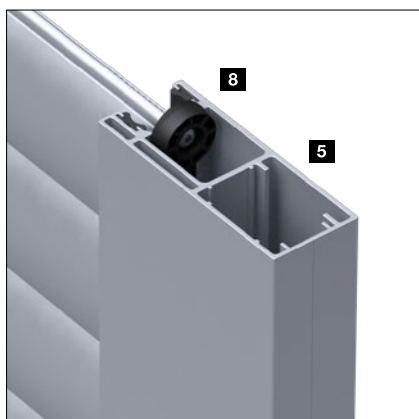
The bottom profile touches the floor virtually silently on flush floors inside. For uneven floors, we recommend the optionally available bottom profile rubber **4**. Please note that this increases the required headroom by 30 mm.

Flexible fitting

The ShopRoller SR can be quickly and easily fitted in, in front of or behind the opening via fixing points prepared at the factory. For non-load-bearing walls, for example a glass / aluminium facade, we recommend the self-supporting construction FTK for fitting to the floor **6** and ceiling **7** with only three fixing points per side. This helps you save valuable fitting time.

Safety equipment

A standard catch safety device prevents uncontrolled unwinding of the curtain. In addition, all curtains are equipped with a reliable pull-out protection **8**. The curtains are very difficult to push out of the side guides in the event of vandalism.



Equipment

For greater convenience and safety

Simple operation

The powerful tubular drive with separate catch safety device is fitted in the barrel to save space. The door is operated as standard via the key switch ESU / ESA 30 **1** in press-and-hold operation, in which the key is held during opening and closing. The surface-mounted key switch can be fitted directly to the side guide and the cables can be routed very easily and invisibly in the profile chamber.

NEW. The operator can optionally be controlled via the impulse control B 100 R **2**. A simple press of a button is all it takes to fully open or close the ShopRoller. The control can be integrated into a central control or smoke and heat extraction system.

Notice regarding control B 100 R:

When fitted in front of the opening in combination with the 55 mm bottom profile, the passage height is reduced by 200 mm. With a bottom profile rubber, it is reduced by 230 mm.

Key switch STAP / STUP 50 (optional)

With a second key switch, the ShopRoller SR can be conveniently operated from inside and outside. The key switch is available as a surface-mounted version (STAP 50) **3** or recessed version (STUP 50) **4**.

Emergency operation

In the event of a power failure, the ShopRoller SR can simply be closed or opened with a sunblind pole from the barrel side. The sunblind pole **5** is available in lengths of 1000 mm, 1400 mm or 1800 mm. A lockable emergency operation with crank handle for the barrel opposite side is also optionally available (depending on the size and curtain). Alternatively, the ShopRoller SR is available with a UPS that allows one-time opening or closing within four hours.



Reinforced profile ends

Steel connections **1** at the profile ends effectively prevent the profiles from being forced open by crowbar or screwdriver. The RC3 security features always feature the deeper side guide FS110 × 100 and the reinforced 55 mm bottom profile.

Secure on all sides

If the attack side of the ShopRoller SR is on the barrel side, a lintel tube is fitted on the barrel side of the RC3 security features to prevent manipulation **2**.

Lockable bottom profile

The lockable bottom profile is equipped with a certified security locking cylinder according to EN 1303-2005 as standard for RC2 and RC3 equipment **3**. If integrated into a master key system, only certified locking cylinders according to EN 1303-2005 with locking security class 4 and attack resistance class 2 may be used on site (see page 25).

Drill-proofing

An additional drill-proofing, not visible from the outside, largely prevents manipulation of the locking mechanism **4**.

→ The size ranges can be found from page 28.



Tested and certified

On the barrel side and barrel opposite side



Tested and certified


On the barrel side and barrel opposite side



Attack side barrel side



Attack side barrel opposite side



Equipment

For greater convenience and safety

Closed floor section (optional)

The curtains with square or round perforations can be combined with closed profiles as floor sections **1**.

Displays directly behind the entrance are thus protected from splash water from cleaning machines, for example. Depending on further equipment, the floor section is available up to a height of 1440 mm.

Shootbolt (optional)

This mechanical lock is attached to the bottom profile on the barrel side. The bolt can be secured against unauthorised opening with a dedicated U-lock. The bolt is either pushed into the side guide FS110 × 100 **2** or, in the case of the guide rail FS110 × 42, into a closing angle (not shown).


Lockable bottom profile ABP1 / ABP2 (optional)

To secure the ShopRoller SR against unauthorised opening, the bottom profile can be equipped with a lockable black star handle **3** on one side (equipment ABP1) or on both sides with a silver recessed handle **4** and black star handle **3** (equipment ABP2). If the black star handle is arranged on the barrel opposite side, the passage height is reduced by 150 mm.

With RC equipment, the lockable bottom profile ABP1 is included in the scope of delivery as standard. Here, the black star handle is always arranged on the opposite attack side.

Note:

Break-in-resistant locks are available at a surcharge. The lockable bottom profiles do not affect the fitting space at the sides. The shootbolt can be fitted on the barrel side, either on the left, right or both sides.



Curtain cover (optional)

The curtain cover (PVSR) **5** made of galvanized steel provides optimum protection against soiling and closes off the building structure. The cladding can be adjusted with film coating or paint to match the customer's corporate design.

Technical manual PVSR (curtain cover):


- Required headroom 450 mm
- Fitting depth 450 mm
- No additional sideroom required
- Up to door widths of 6000 mm

Fascia panel (optional)

When fitting the ShopRoller SR in, in front of or behind the opening and when the barrel and the curtain are visible in the opening, the fascia panel (SBSR) **6** serves as a screen. It is made of galvanized steel and can be customized on site with foil coating or paint to match the customer's corporate design.

Technical manual SBSR (fascia panel):

- Height of SBSR 420 mm
- Losses in passage height BP55 at 150 mm
- Star handle on barrel opposite side at 150 mm
- Up to door widths of 6000 mm



NEW. ShopRoller combination SSG SR

For large openings of up to 21 m wide or 4.5 m high

Economical combination

This door combination allows for particularly large openings to be closed conveniently and economically by coupling two or three doors DD. In addition, this door combination is particularly economical to purchase, transport, fit and service.

Variable door openings



For use of the complete opening width, the doors are opened and the centre support is then unlocked and pushed to the side. The doors can also be controlled individually.



Operation

- Press-and-hold control: doors under 2500 mm
- **NEW.** Control B100 R: doors above 2500 mm (only with curtain SR65-V)

Maximum opening sizes

- Widths up to 21000 mm
Heights up to 4500 mm



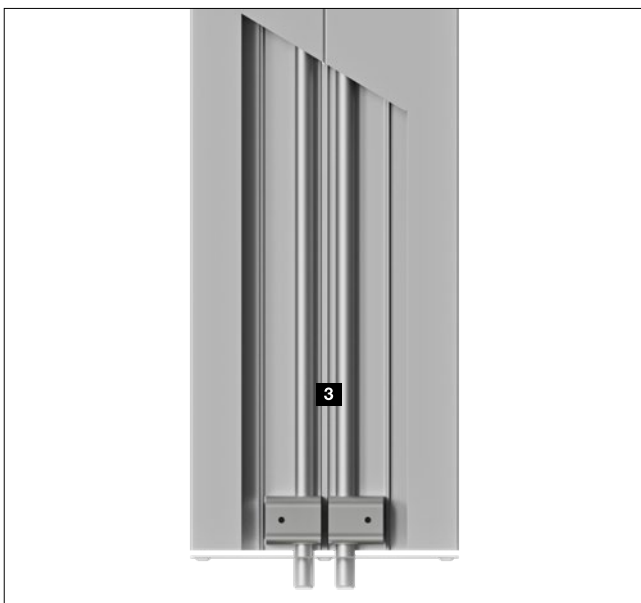


Details

- Can be quickly and easily moved sideways thanks to a low-friction track behind the lintel **1**
- No components swivelling inwards or outwards
- Narrow centre support made of aluminium with a width of only 220 mm
- Star handle **2** with function monitoring prevents door travel when the centre support is unlocked
- Robust bolts at the lintel and floor for secure locking **3**

Exterior view

- Mill-finished aluminium as standard with line design **4**



Technical data and size ranges

Standard construction and self-supporting construction

Ordering sizes

Minimum ordering width	960 mm
Maximum ordering width	7000 mm
Minimum ordering height	800 mm
Maximum ordering height	4500 mm

Operator performance characteristics

Cycles per hour	2
Voltage / fuse protection	230 V / 16 A
Frequency	50 Hz
Protection category	IP 44
Mains plug	Safety plug
Type	F (CEE 7 / 7)
Temperature range	-10°C to +40°C

Key switch for operation in press-and-hold operation

Protection category	IP 54
---------------------	-------

Control B 100 R

Protection category	IP 20
---------------------	-------

Connecting socket

Protection category	IP 65
---------------------	-------

Size ranges

Door height	4500																						
	4250																						
	4000																						
	3750																						
	3500																						
	3250																						
	3000																						
	2750																						
	2500																						
	2250																						
	800																						
		960	2250	2500	1750	2750	3000	3250	3500	3750	4000	4250	4500	4750	5000	5250	5500	5750	6000	6250	6500	6750	7000
	Door width																						

When fitting the support bracket to the lintel

All curtains



When fitting the support bracket to the ceiling

Curtain SR65-R
Curtain SR65-R23
Curtain SR65-7
Curtain SR65-V



RC2 version (all curtains)

maximum ordering width Up to 7000 mm

RC3 version (curtain SR65-V)

maximum ordering width Up to 5000 mm

Note:

All dimensions in this document are minimum dimensions and guide values.

For use of the ShopRoller SR indoors and in protected outdoor areas. Does not work if covered in ice or snow.

Profile cylinder for lockable bottom profile ABP1 / ABP2

Door types

Standard version

RC2 version¹⁾

RC3 version¹⁾

ABP1, BP 20 mm half cylinder ²⁾

$L = 35 + 10$

ABP1, BP 55 mm half cylinder ²⁾

$L = 35 + 10$

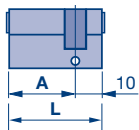
ABP2, BP 20 mm double cylinder

$L = 30 + 35$

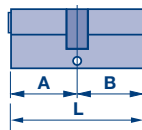
ABP2, BP 55 mm double cylinder

$L = 30 + 50$

Half cylinder



Double cylinder



$L = \text{PC length}$

1) Security locking cylinder according to DIN 8252:2006:12, class 21-, 31-, 71-BZ or according to DIN 18252:2018-05 locking security 4, attack resistance C

2) A configuration of the star handle is only possible on the opposite attack side.

Requirements on the building structure

Concrete:

Strength class C20/25, thickness 140 mm, standard EN 206-1

Screed (for self-supporting construction FTK):

Strength class C 20, thickness 120 mm
DIN EN 13813

Steel:

Strength class S235-JRG2, thickness 5 mm, standard EN 10027-1

Brickwork:

Stone strength class 12 / mortar group II, thickness 240 mm, standard DIN 1053-1

Timber:

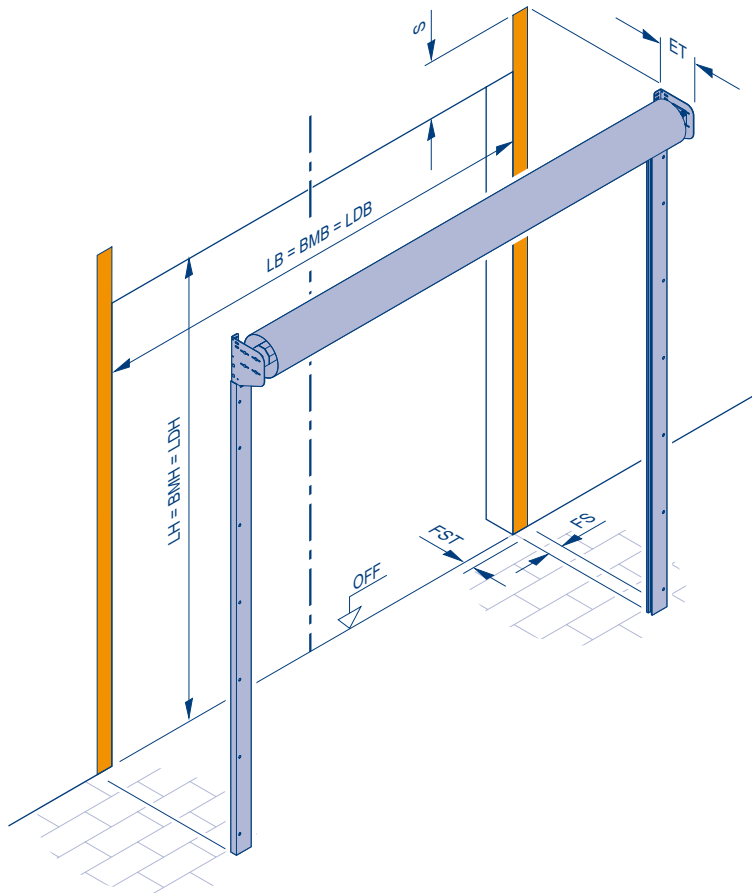
Softwood C24 / quality class II, thickness 120 mm, standard DIN 1052 (EC5)

Fitting information:

All components are prepared ready for fitting. When fitting door sizes over 6000 x 3000 mm to brickwork and timber, the support brackets are fastened using push-through threaded rods. For dimensioning the building structure, you can easily and conveniently request an approval drawing with a true-to-scale representation of the door system and details of the forces at the fixing points from your Hörmann sales partner.

Technical manual

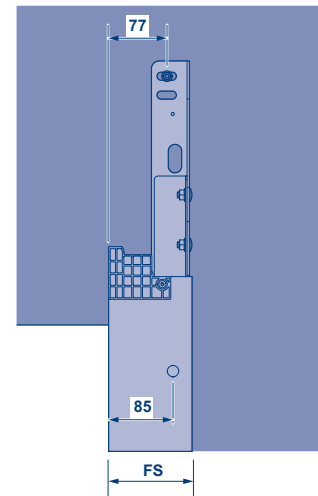
Fitting behind or in front of the opening



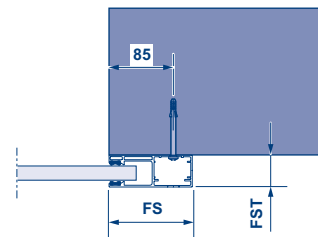
Notes:

When positioning the barrel above suspended ceilings or other obstacles, there must be clearance with a width of BMB + 120 mm and a depth of at least 100 mm (from the centre of the side guide to the barrel side) to ensure trouble-free operation in the lintel area.

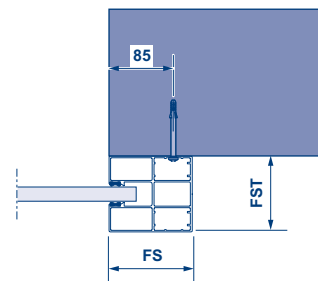
Space requirements of support bracket



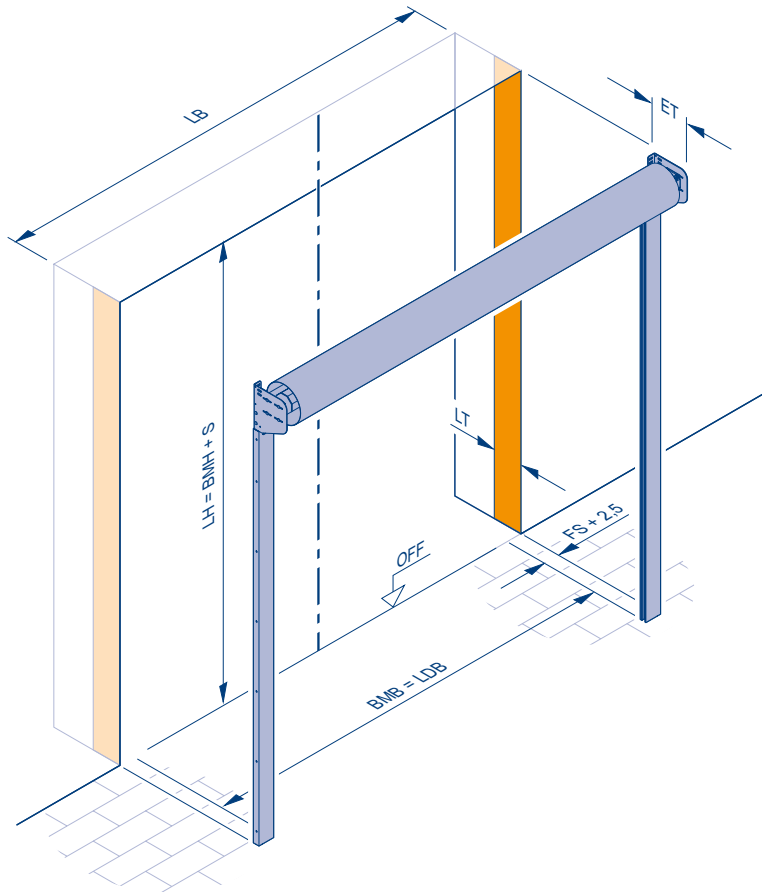
Space requirements of side guide FS110 x 42



Space requirements of side guide FS110 x 100



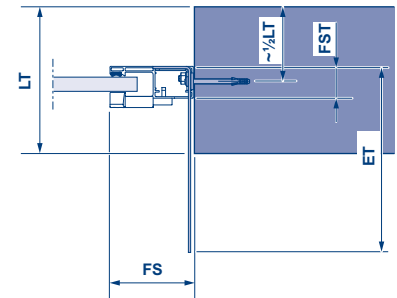
Side guide		FS110 x 42	FS110 x 100
	FS	110 mm	110 mm
	FST	42 mm	100 mm
Standard version	BMB	960 – 6000 mm	6001 – 7000 mm
	BMH	800 – 3000 mm	3001 – 4500 mm
RC2 version	BMB	960 – 4000 mm	4001 – 7000 mm
	BMH	800 – 3000 mm	3001 – 4500 mm
RC3 version	BMB		960 – 5000 mm
	BMH		800 – 4500 mm
Bottom profile		BP20	BP55
Standard version	BMB	960 – 7000 mm	On customer request
RC2 version	BMB	960 – 4000 mm	4001 – 7000 mm or on customer request
RC3 version	BMB		960 – 5000 mm



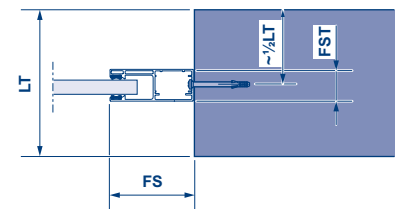
Notes:

When positioning the barrel above suspended ceilings or other obstacles, there must be clearance with a width of $BMB + 120 \text{ mm}$ and a depth of at least 100 mm (from the centre of the side guide to the barrel side) to ensure trouble-free operation in the lintel area.

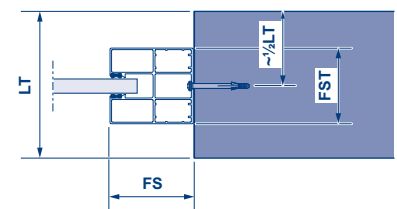
Space requirements of support bracket



Space requirements of side guide FS110 x 42



Space requirements of side guide FS110 x 100



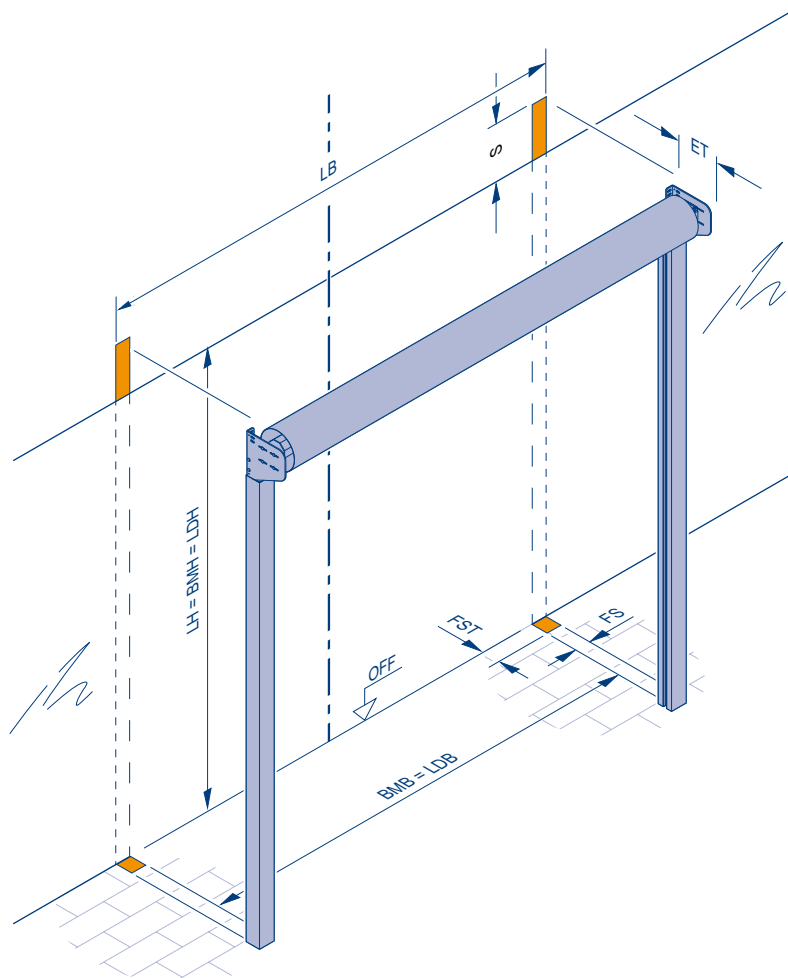
Required headroom and fitting depth

BMH	S	ET
4500 mm	406 mm	346 mm
4250 mm	398 mm	330 mm
4000 mm	395 mm	324 mm
3750 mm	395 mm	324 mm
3500 mm	389 mm	320 mm
3250 mm	382 mm	320 mm
3000 mm	382 mm	320 mm
2750 mm	378 mm	320 mm
2500 mm	368 mm	320 mm
2250 mm	366 mm	320 mm
≤ 1500 mm	355 mm	320 mm

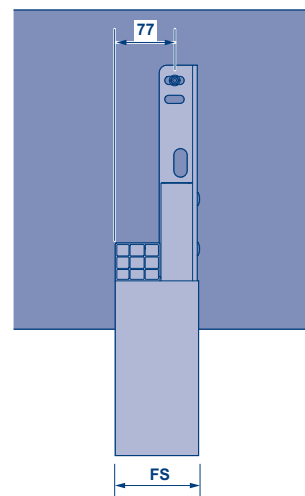
BMB	=	Ordering size width
BMH	=	Ordering size height
FS	=	Sideroom for side guide
FST	=	Depth of side guide
LB	=	Clear width
LH	=	Clear height
LDB	=	Clear passage width
LDH	=	Clear passage height
ET	=	Fitting depth
LT	=	Depth of reveal
OFF	=	Finished floor level

Technical manual

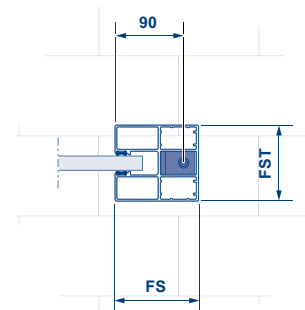
Fitting of the support bracket to the lintel, self-supporting construction FTK



Space requirements of support bracket on lintel



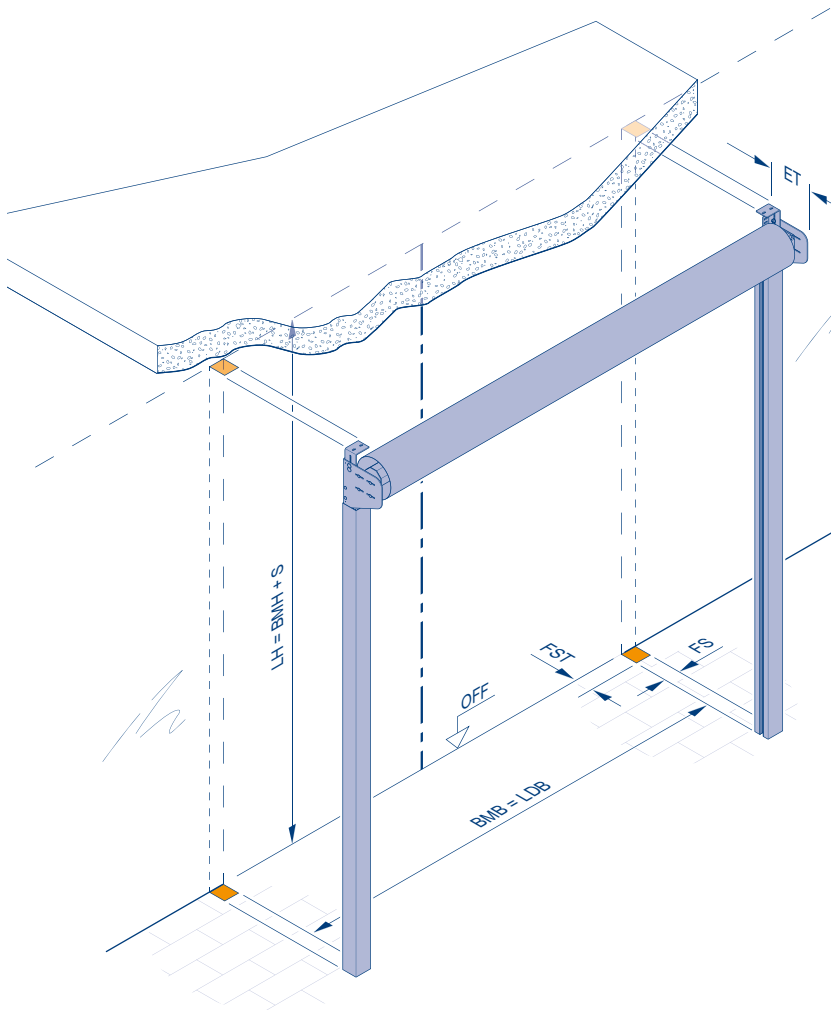
Space requirements of side guide FS110 × 100 on floor



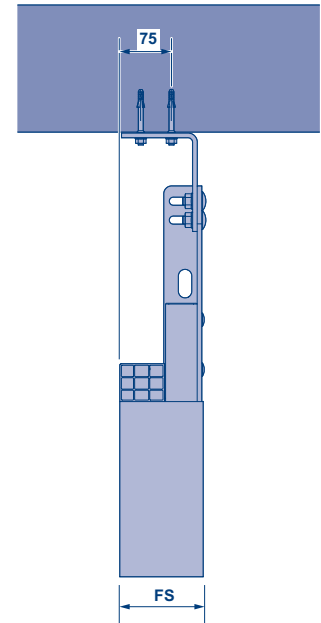
Note:

When positioning the barrel above suspended ceilings or other obstacles, there must be clearance with a width of $BMB + 120$ mm and a depth of at least 100 mm (from the centre of the side guide to the barrel side) to ensure trouble-free operation in the lintel area. It is not possible to fasten the side guide to a non-load-bearing wall. Not suitable for exterior use due to wind load class restrictions. Cannot be combined with RC versions.

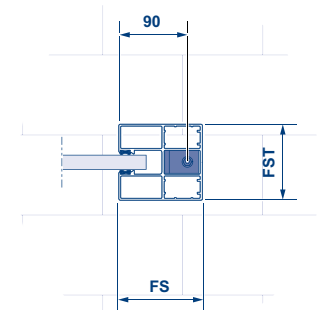
Side guide		FS110 × 100		Required headroom and fitting depth		
	FS			BMH	S	ET
	FST	110 mm		4500 mm	406 mm	346 mm
		100 mm		4250 mm	398 mm	330 mm
Self-supporting construction FTK	BMH	960 – 7000 mm		4000 mm	395 mm	324 mm
		800 – 4500 mm		3750 mm	395 mm	324 mm
				3500 mm	389 mm	320 mm
				3250 mm	382 mm	320 mm
				3000 mm	382 mm	320 mm
				2750 mm	378 mm	320 mm
				2500 mm	368 mm	320 mm
				2250 mm	366 mm	320 mm
				≤ 1500 mm	355 mm	320 mm



Space requirements of support bracket on ceiling



Space requirements of side guide FS110 x 100 on floor



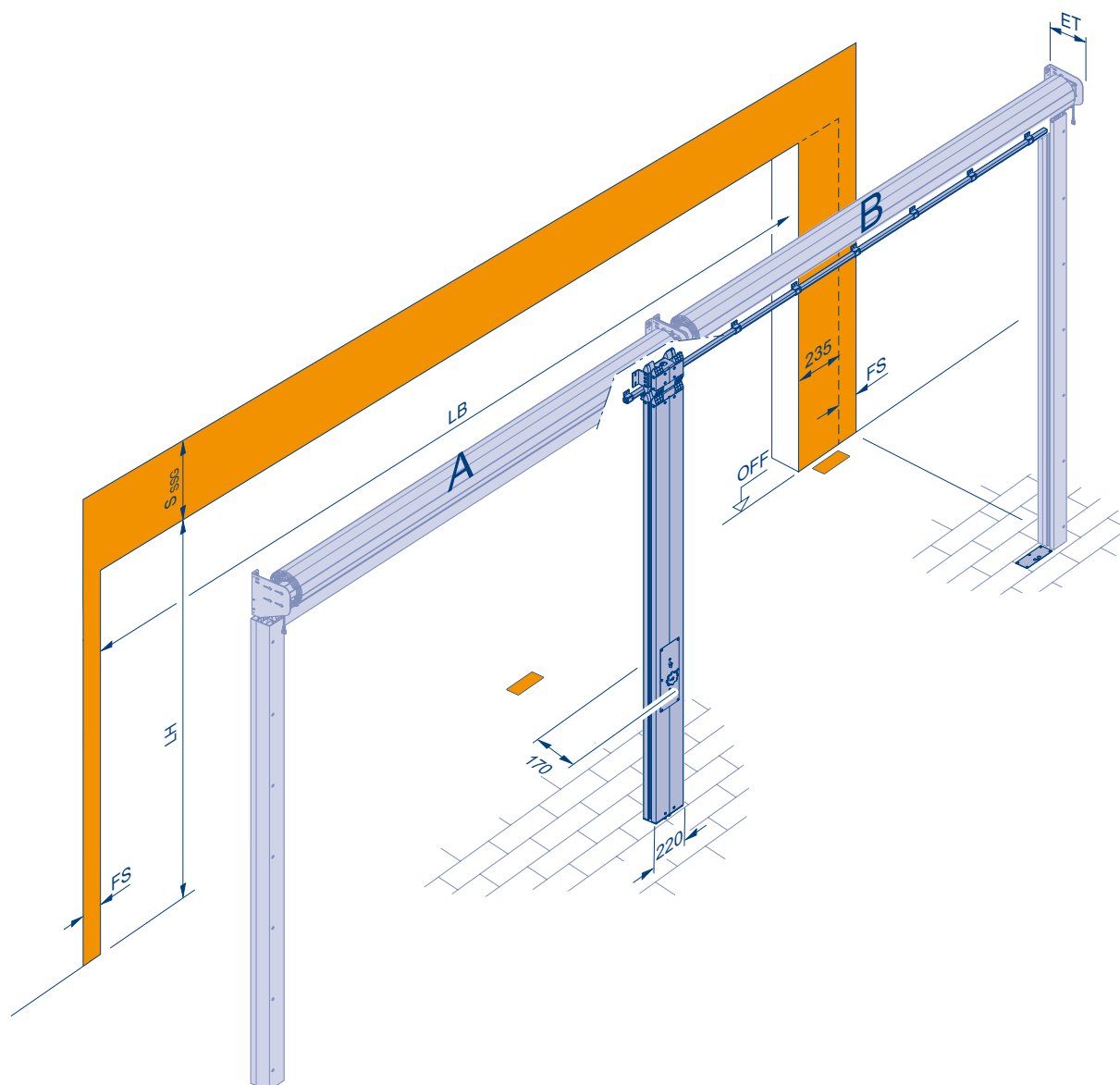
Note:

When positioning the barrel above suspended ceilings or other obstacles, there must be clearance with a width of $BMB + 120 \text{ mm}$ and a depth of at least 100 mm (from the centre of the side guide to the barrel side) to ensure trouble-free operation in the lintel area. It is not possible to fasten the side guide to a non-load-bearing wall. Fitting on timber is not possible. Not suitable for exterior use due to wind load class restrictions. Cannot be combined with RC versions.

BMB	=	Ordering size width
BMH	=	Ordering size height
FS	=	Sideroom for side guide
FST	=	Depth of side guide
LB	=	Clear width
LH	=	Clear height
LDB	=	Clear passage width
LDH	=	Clear passage height
ET	=	Fitting depth
S	=	Required headroom
OFF	=	Finished floor level

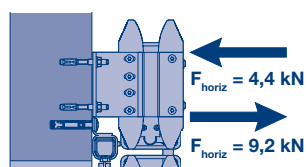
Technical manual

Fitting the ShopRoller combination SSG SR

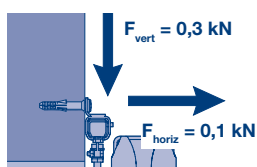


Maximum load

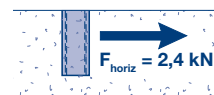
on the head plate



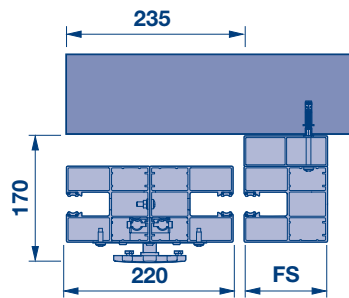
on the track



per floor sleeve



Details of SSG parking position door B



Notes

- Coupling 2 or 3 doors
- Can be ordered with doors of the same or different widths
- Maximum opening width 21440 mm
- Maximum opening height 4500 mm
- Width SSG 220 mm
- Same profile version for all doors
- The parking position can be selected either to the right or left behind the building opening (with 1 SSG)
- The parking position on the right for right-hand door, left for left-hand door (with 2 SSG)

Not available

- In the facade
- With curtain cover (PVSR)
- With fascia panel (SBSR)
- As self-supporting construction FTK
- With RC class
- With shootbolt

Operation

- Doors under 2500 mm only with press-and-hold control
- **NEW.** Doors above 2500 mm with control B100 R (only with curtain SR65-V)

BMB	=	Ordering size width
BMH	=	Ordering size height
FS	=	Sideroom for side guide
FST	=	Depth of side guide
LB	=	Clear width
LH	=	Clear height
LDB	=	Clear passage width
LDH	=	Clear passage height
ET	=	Fitting depth
S	=	Required headroom
OFF	=	Finished floor level

Hörmann. For Life.

Thanks to their superior quality, Hörmann products ensure that residential and industrial buildings as well as construction projects function sustainably, reliably and economically. They are a crucial part of your building – and will remain so over the long term.

**INDUSTRIAL DOORS. LOADING TECHNOLOGY.
SLIDING DOORS. CONSTRUCTION PROJECT
DOORS. PERIMETER PROTECTION SYSTEMS.**



Some of the products shown feature special equipment and do not always correspond to the standard versions. The surface finishes and colours shown are subject to the limitations of the printing process and cannot be regarded as binding. All RAL colours are based on the RAL colour chart. All rights reserved. No part may be reproduced without our prior permission. Subject to changes.

HÖRMANN